

*WELCOME TO*

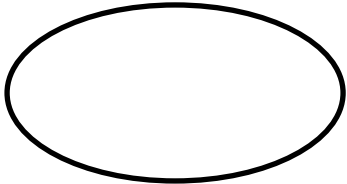
10916 HIGHWAY 503,  
GOODERHAM, ONTARIO



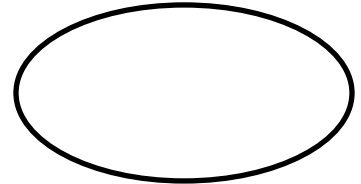
*Buyer Information  
Package*

# Schedule "C" - Survey

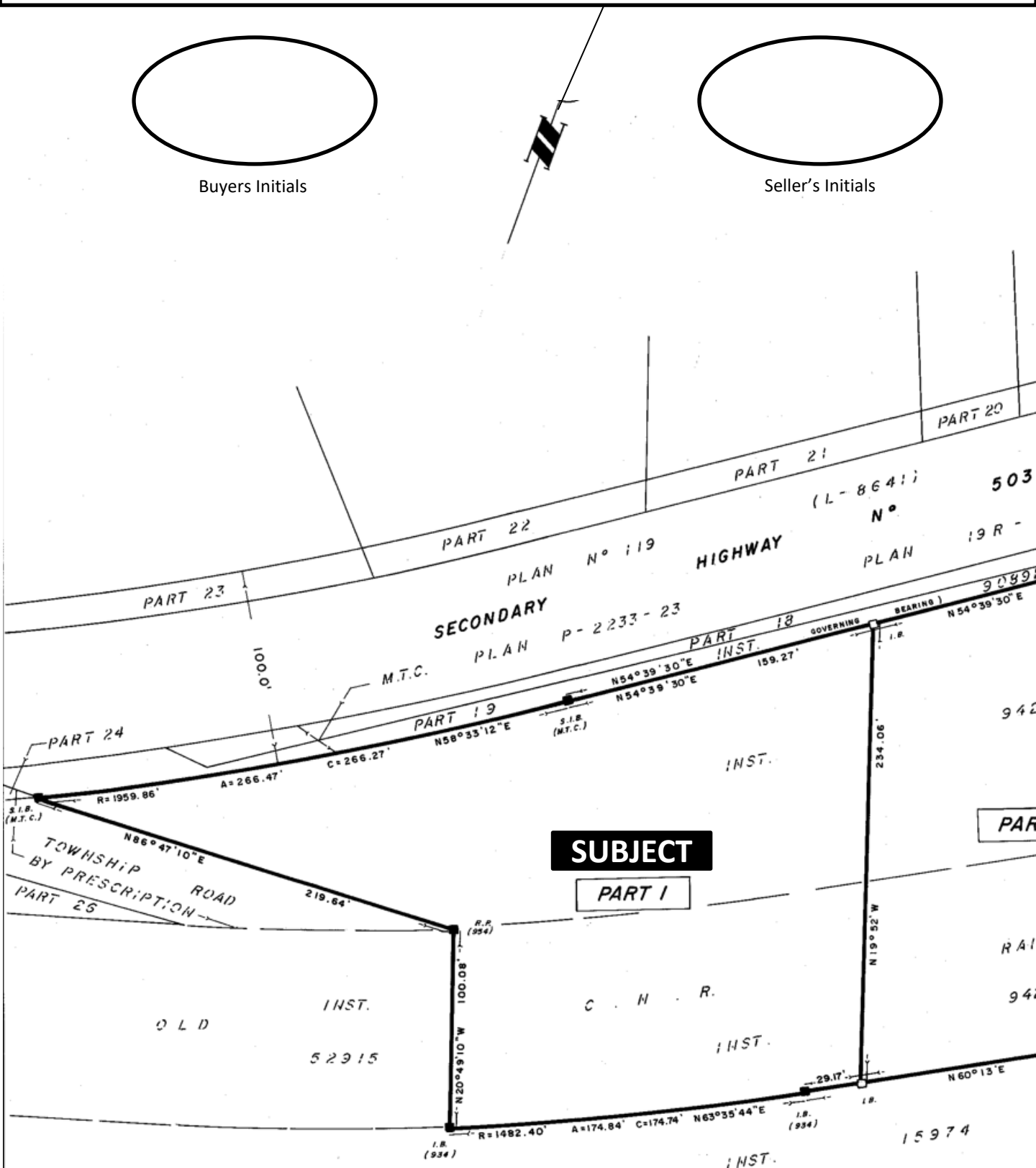
PT LT 29 CON 5 GLAMORGAN PT 1 19R2563; HIGHLANDS EAST



Buyers Initials



Seller's Initials



# SEWAGE INSTALLATION REPORT

10916 HWY 503, GOODERHAM, ONTARIO

HKPR



HALIBURTON, KAWARTHA, PINE RIDGE DISTRICT HEALTH UNIT

## SEWAGE SYSTEM INSPECTION REPORT AND USE PERMIT

6L-27-89  
FILE NUMBER

### REPORT

INSTALLED BY: MANLEY CONSTRUCTION

DATE JUNE 27/90

Work authorized by certificate of approval has been satisfactorily completed and includes.

— Septic Tank/Holding Tank of working capacity of 3600 litres constructed of steel/concrete/fiberglass on site  or prefabricated  to serve 2 bedrooms

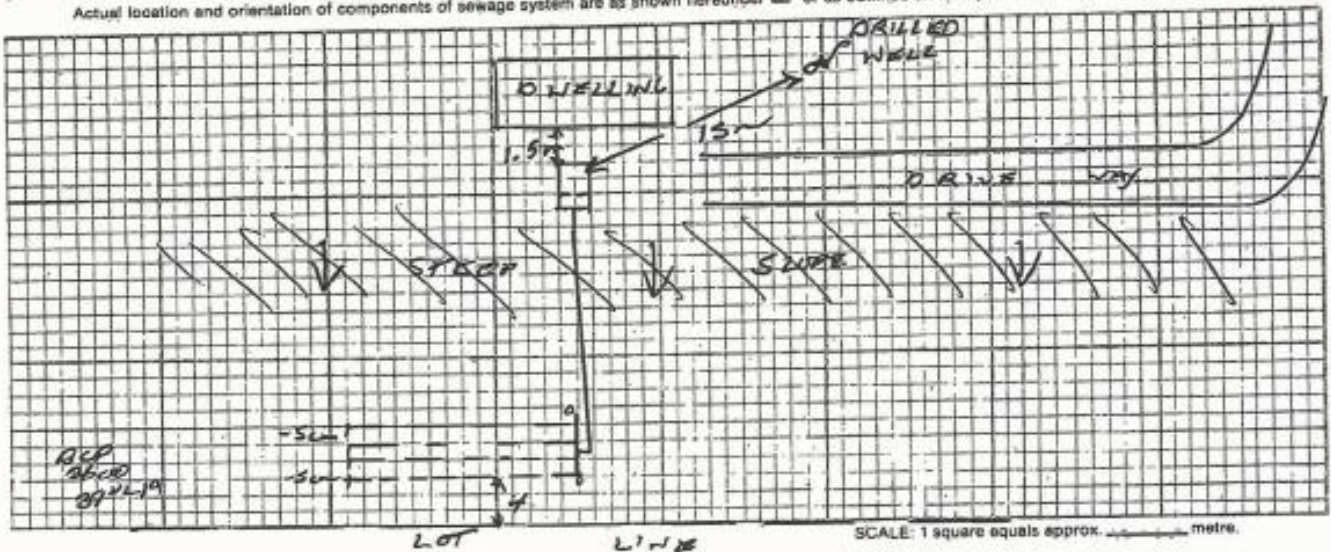
— Distribution Pipe: Type PVC ; Clay Tile ; Other \_\_\_\_\_, Absorption Trench System

Filter Bed System ; Filter Bed Area \_\_\_\_\_ sq. m.; Contact Area \_\_\_\_\_ sq. m.

Total 62m Lineal Metres in 4 runs of 15.5 metres and fed by gravity ; Siphon ; or Pump .

— Other Details \_\_\_\_\_

Actual location and orientation of components of sewage system are as shown hereunder  or as outlined on the Certificate of Approval form



The following work remains to be completed: Backfill system and sod or seed ; Stabilize all sloped surfaces ; Finish grading to shed run-off and divert water around leaching bed ; Other \_\_\_\_\_

### USE PERMIT

Under section 67 of the Environmental Protection Act, 1980 and regulations and subject to the limitations thereof, a permit is hereby issued to:

ROBERT BILINGS

for the use and operation of the Class 4 Sewage System Installed/Altered under Certificate of Approval # 6L-27-89.

such system being located on Lot 29 Conc. 5 Plan 198 2563 Sub. lot 1

Township/Municipality GLAZBORGAN County HALIBURTON

Inspected and Recommended by [Signature]

DATE July 3/90 Issued [Signature] (Director)

NOTE: Section 64 of the Act provides that no change can be made to any building(s) or structures in connection with which this sewage system is used, if the operation or effectiveness of the sewage system will be affected by the change, unless a Certificate of Approval is obtained.



# 2022 Propane Costs

10916 Highway 503, Gooderham, Ontario

January through December 2022

Type	Date	Num	Name	Memo	Clr	Split	Amount	Balance
<b>503 Rental Expenses</b>								
<b>Utilities</b>								
<b>Propane</b>								
Bill	2022-02-04	224624	Outram 6567			Accounts Pay...	658.22	658.22
Bill	2022-08-12	229666	Outram 6567			Accounts Pay...	261.89	920.11
Bill	2022-08-18	229994	Outram 6567	Tank rental		Accounts Pay...	120.00	1,040.11
Bill	2022-12-12	233672	Outram 6567			Accounts Pay...	224.12	1,264.23
Total Propane							1,264.23	1,264.23
Total Utilities							1,264.23	1,264.23
Total 503 Rental Expenses							1,264.23	1,264.23
<b>TOTAL</b>							<b>1,264.23</b>	<b>1,264.23</b>

# 2022 Hydro Costs

10916 Highway 503, Gooderham, Ontario

January through December 2022

Type	Date	Num	Name	Memo	Clr	Split	Amount	Balance
<b>503 Rental Expenses</b>								
<b>Utilities</b>								
<b>Hydro</b>								
Bill	2022-01-18		Hydro One 503			Accounts Pay...	129.44	129.44
Bill	2022-01-18		Hydro One 503			Accounts Pay...	-22.00	107.44
Bill	2022-02-16		Hydro One 503			Accounts Pay...	250.55	357.99
Bill	2022-02-16		Hydro One 503			Accounts Pay...	-42.59	315.40
Bill	2022-04-19		Hydro One 503			Accounts Pay...	104.36	419.76
Bill	2022-04-19		Hydro One 503			Accounts Pay...	-17.74	402.02
Bill	2022-05-13		Hydro One 503			Accounts Pay...	66.38	468.40
Bill	2022-05-13		Hydro One 503			Accounts Pay...	-11.28	457.12
Bill	2022-06-17		Hydro One 503			Accounts Pay...	92.26	549.38
Bill	2022-06-17		Hydro One 503			Accounts Pay...	-15.68	533.70
Bill	2022-07-18		Hydro One 503			Accounts Pay...	120.81	654.51
Bill	2022-07-18		Hydro One 503			Accounts Pay...	-20.61	633.90
Cheque	2022-08-09	no bill	Hydro One 503	waiting for bill...		Royal Certified...	115.91	749.81
General Journal	2022-08-09		Hydro One 503	to apply pay...		Accounts Pay...	-115.91	633.90
Bill	2022-08-18		Hydro One 503			Accounts Pay...	119.81	753.71
Bill	2022-08-18		Hydro One 503			Accounts Pay...	-20.37	733.34
Bill	2022-09-19		Hydro One 503			Accounts Pay...	92.70	826.04
Bill	2022-09-19		Hydro One 503			Accounts Pay...	-15.76	810.28
Bill	2022-10-18		Hydro One 503			Accounts Pay...	85.09	895.37
Bill	2022-10-18		Hydro One 503			Accounts Pay...	-14.47	880.90
Bill	2022-11-17		Hydro One 503			Accounts Pay...	60.17	941.07
Bill	2022-11-17		Hydro One 503			Accounts Pay...	-9.19	931.88
Bill	2022-12-15		Hydro One 503			Accounts Pay...	54.82	986.70
Bill	2022-12-15		Hydro One 503			Accounts Pay...	-6.41	980.29
Total Hydro							980.29	980.29
Total Utilities							980.29	980.29
Total 503 Rental Expenses							980.29	980.29
<b>TOTAL</b>							<b>980.29</b>	<b>980.29</b>

# SOLAR PANEL INFORMATION

10916 HWY 503, GOODERHAM, ONTARIO

**SEE FOLLOWING  
PAGES**



# 2018 - 2021 Annual Solar Income

10916 Highway 503, Gooderham, Ontario

## Leo Markussen Transaction Detail By Account All Transactions

Type	Date	Num	Name	Memo	Amount	Balance
<b>Jan - Dec 18</b>						
Sales Receipt	2018-01-30		Hydro One	Solar Genera...	6.34	6.34
Sales Receipt	2018-03-05		Hydro One	Solar Genera...	82.37	88.71
Sales Receipt	2018-03-29		Hydro One	Solar Genera...	194.44	283.15
Sales Receipt	2018-05-02		Hydro One	Solar Genera...	528.26	811.41
Sales Receipt	2018-05-31		Hydro One	Solar Genera...	380.16	1,191.57
Sales Receipt	2018-06-29		Hydro One	Solar Genera...	639.94	1,831.51
Sales Receipt	2018-08-02		Hydro One	Solar Genera...	702.50	2,534.01
Sales Receipt	2018-08-31		Hydro One	Solar Genera...	571.82	3,105.83
Sales Receipt	2018-10-01	115	Hydro One	Solar Genera...	537.37	3,643.20
Sales Receipt	2018-10-30	116	Hydro One	Solar Genera...	352.44	3,995.64
Sales Receipt	2018-11-28	117	Hydro One	Solar Genera...	232.06	4,227.70
Sales Receipt	2018-12-27	119	Hydro One	Solar Genera...	22.57	4,250.27
<b>Jan - Dec 18</b>					<b>4,250.27</b>	<b>4,250.27</b>
<b>Jan - Dec 19</b>						
Sales Receipt	2019-01-30	2019-...	Hydro One	Solar Genera...	78.01	78.01
Sales Receipt	2019-03-01	2019-...	Hydro One	Solar Genera...	68.90	146.91
Sales Receipt	2019-03-29	2019-...	Hydro One	Solar Genera...	176.62	323.53
Sales Receipt	2019-04-30	2019-...	Hydro One	Solar Genera...	397.98	721.51
Sales Receipt	2019-05-30	2019-...	Hydro One	Solar Genera...	420.95	1,142.46
Sales Receipt	2019-06-28	2019-...	Hydro One	Solar Genera...	545.69	1,688.15
Sales Receipt	2019-07-30	2019-...	Hydro One	Solar Genera...	599.94	2,288.09
Sales Receipt	2019-08-29	2019-...	Hydro One	Solar Genera...	592.42	2,880.51
Sales Receipt	2019-09-30	2019-...	Hydro One	Solar Genera...	571.82	3,452.33
Sales Receipt	2019-10-29	2019-...	Hydro One	Solar Genera...	365.51	3,817.84
Sales Receipt	2019-11-29	2019-...	Hydro One	Solar Genera...	291.85	4,109.69
Sales Receipt	2019-12-24	2019-...	Hydro One	Solar Genera...	99.40	4,209.09
<b>Jan - Dec 19</b>					<b>4,209.09</b>	<b>4,209.09</b>
<b>Jan - Dec 20</b>						
Sales Receipt	2020-01-29	2020-...	Hydro One	Solar Genera...	56.23	56.23
Sales Receipt	2020-03-31	2020-...	Hydro One	Solar Genera...	8.31	64.54
Sales Receipt	2020-04-30	2020-...	Hydro One	Solar Genera...	392.05	456.59
Sales Receipt	2020-05-29	2020-...	Hydro One	Solar Genera...	495.40	951.99
Sales Receipt	2020-06-29	2020-...	Hydro One	Solar Genera...	643.91	1,595.90
Sales Receipt	2020-07-30	2020-...	Hydro One	Solar Genera...	658.94	2,254.84
Sales Receipt	2020-08-31	2020-...	Hydro One	Solar Genera...	572.62	2,827.46
Sales Receipt	2020-10-01	2020-...	Hydro One	Solar Genera...	470.45	3,297.91
Sales Receipt	2020-10-29	2020-...	Hydro One	Solar Genera...	400.75	3,698.66
Sales Receipt	2020-12-01	2020-...	Hydro One	Solar Genera...	310.46	4,009.12
Sales Receipt	2020-12-29	2020-...	Hydro One	Solar Genera...	104.94	4,114.06
<b>Jan - Dec 20</b>					<b>4,114.06</b>	<b>4,114.06</b>
<b>Jan - Dec 21</b>						
Sales Receipt	2021-02-05	2121-2	Hydro One	Solar Genera...	54.25	54.25
Sales Receipt	2021-03-31	2121-3	Hydro One	Solar Genera...	158.00	212.25
Sales Receipt	2021-04-30	2121-4	Hydro One	Solar Genera...	559.15	771.40
Sales Receipt	2021-05-31	2121-7	Hydro One	Solar Genera...	379.37	1,150.77
Sales Receipt	2021-06-22	2121-...	Hydro One	Solar Genera...	628.06	1,778.83
Sales Receipt	2021-07-29	2121-...	Hydro One	Solar Genera...	563.90	2,342.73
Sales Receipt	2021-08-27	2121-...	Hydro One	Solar Genera...	524.30	2,867.03
Sales Receipt	2021-10-01	2121-...	Hydro One	Solar Genera...	500.54	3,367.57
Sales Receipt	2021-10-27	2121-...	Hydro One	Solar Genera...	361.94	3,729.51
Sales Receipt	2021-12-02	2121-...	Hydro One	Solar Genera...	290.47	4,019.98
Sales Receipt	2021-12-29	2121-...	Hydro One	Solar Genera...	121.77	4,141.75
<b>Jan - Dec 21</b>					<b>4,141.75</b>	<b>4,141.75</b>

# 2022 - 2023 Annual Solar Income

10916 Highway 503, Gooderham, Ontario

## Jan - Dec 22

Sales Receipt	2022-01-31	2022-1	Hydro One	Solar Genera...	101.97	101.97
Sales Receipt	2022-03-31	2022-...	Hydro One	Solar Genera...	51.88	153.85
Sales Receipt	2022-05-02	2022-...	Hydro One	Solar Genera...	320.17	474.02
Sales Receipt	2022-05-27	2022-...	Hydro One	Solar Genera...	506.74	980.76
Sales Receipt	2022-06-30	2022-...	Hydro One	Solar Genera...	589.01	1,569.77
Sales Receipt	2022-07-29	2022-...	Hydro One	Solar Genera...	658.35	2,228.12
Sales Receipt	2022-09-01	2022-...	Hydro One	Solar Genera...	518.96	2,747.08
Sales Receipt	2022-10-10	2022-...	Hydro One	Solar Genera...	555.79	3,302.87
Sales Receipt	2022-10-27	2022-...	Hydro One	Solar Genera...	371.25	3,674.12
Sales Receipt	2022-12-06	2022-...	Hydro One	Solar Genera...	308.29	3,982.41
Sales Receipt	2022-12-29	2022-...	Hydro One	Solar Genera...	109.10	4,091.51

## Jan - Dec 22

4,091.51 4,091.51

## 1 Jan - 1 Oct 23

Sales Receipt	2023-01-27	2023-...	Hydro One	Solar Genera...	80.59	80.59
Sales Receipt	2023-03-02	2023-...	Hydro One	Solar Genera...	23.58	104.17
Sales Receipt	2023-03-30	2023-...	Hydro One	Solar Genera...	243.74	347.91
Sales Receipt	2023-04-27	2023-...	Hydro One	Solar Genera...	417.35	765.26
Sales Receipt	2023-05-29	2023-...	Hydro One	Solar Genera...	376.02	1,141.28
Sales Receipt	2023-06-29	2023-...	Hydro One	Solar Genera...	775.43	1,916.71
Sales Receipt	2023-07-31	2023-...	Hydro One	Solar Genera...	571.80	2,488.51
Sales Receipt	2023-08-31	2023-...	Hydro One	Solar Genera...	533.22	3,021.73
Sales Receipt	2023-09-29	2023-...	Hydro One	Solar Genera...	522.68	3,544.41

## 1 Jan - 1 Oct 23

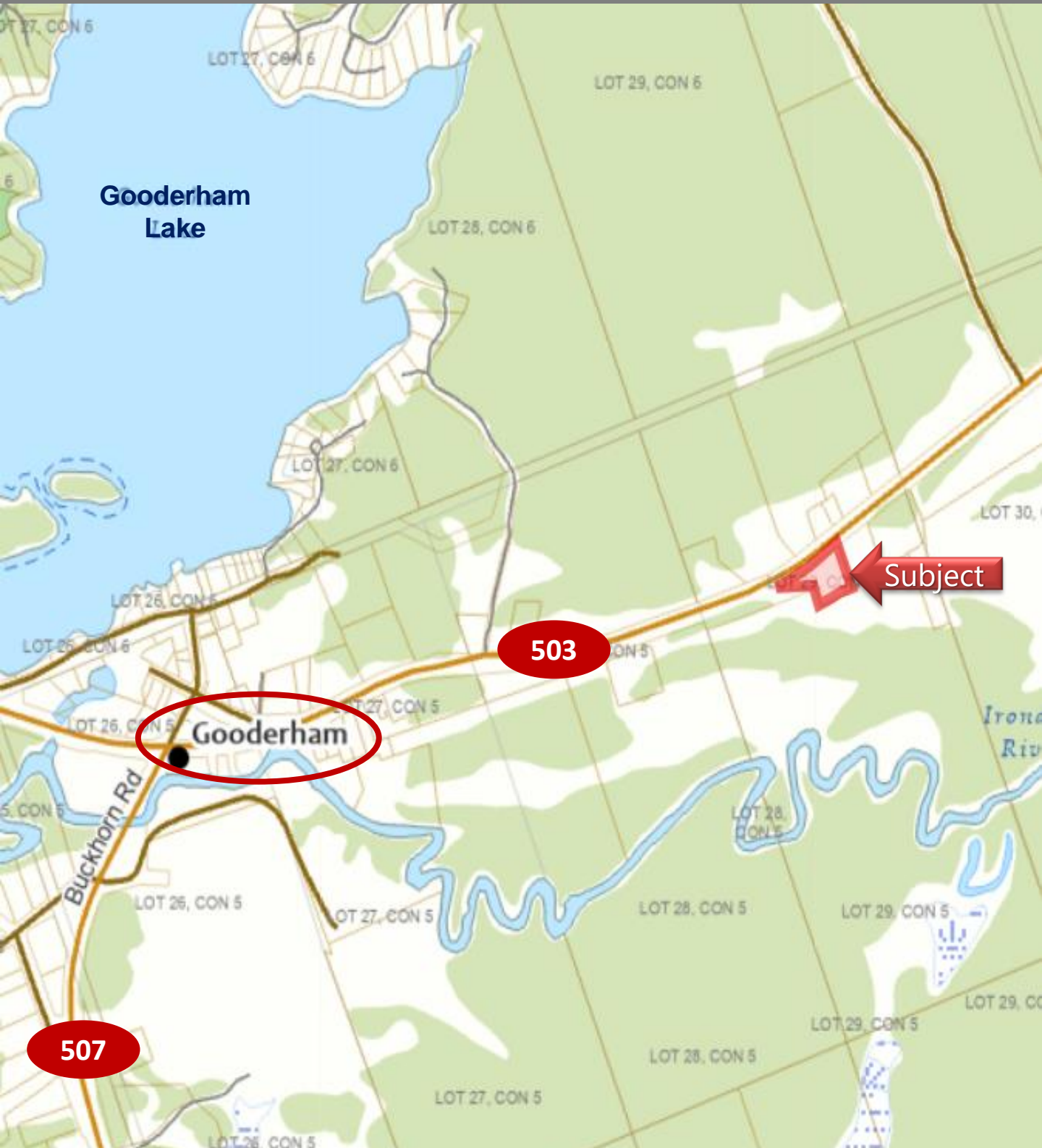
3,544.41 3,544.41

**Total Solar Income from 2018 – 2023 (to date)**

**24,351.09 24,351.09**

# Location Map

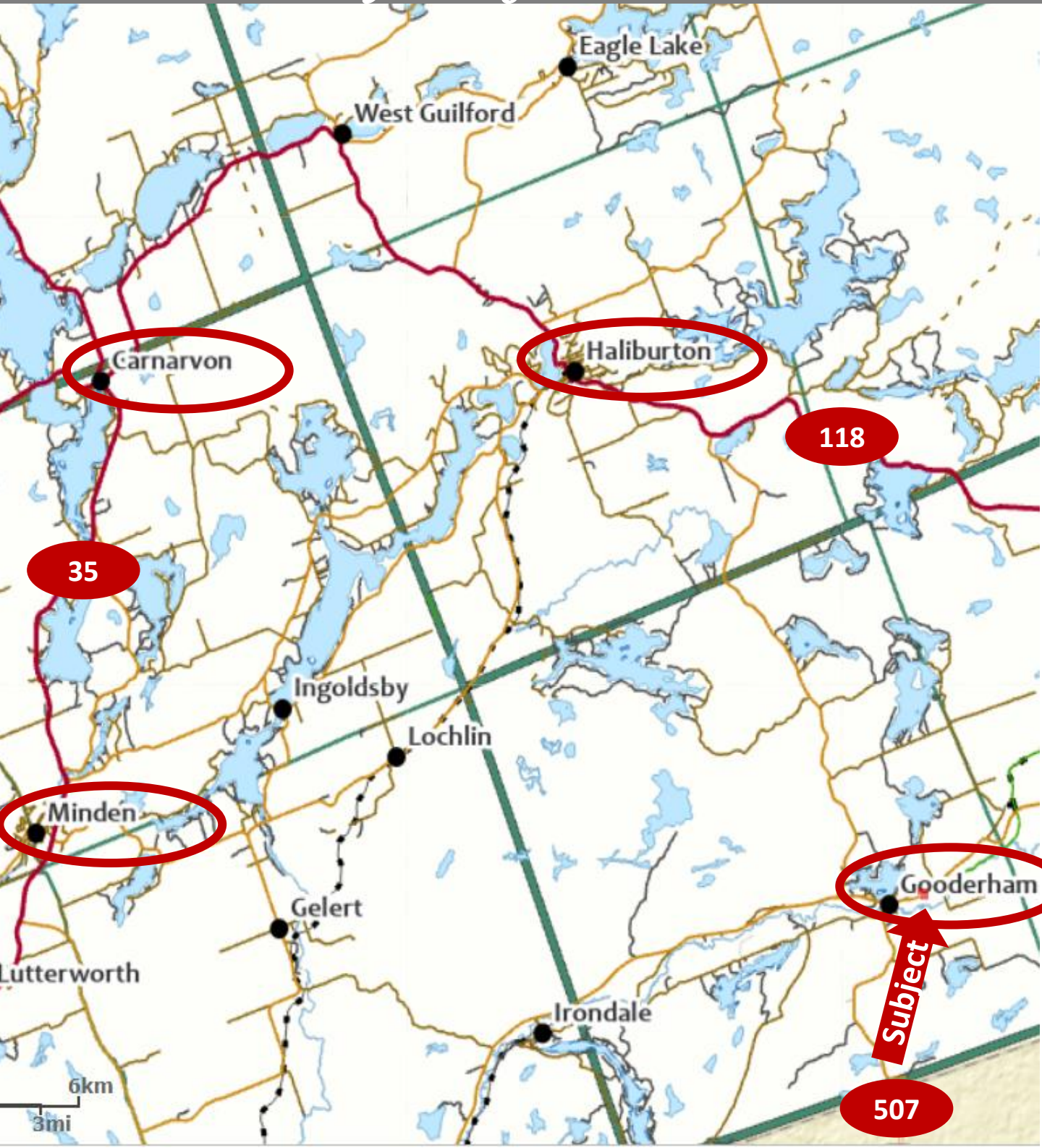
10916 Hwy 503, Gooderham, Ontario





# Area Map

10916 Hwy 503, Gooderham, Ontario





# *Location from the GTA*

*10916 Hwy 503, Gooderham, Ontario*

