

1775 Blue Heron Road, Redstone Lake



West Guilford, Ontario
Haliburton Highlands

Schedule "C"

1775 Blue Heron Road, Redstone Lake

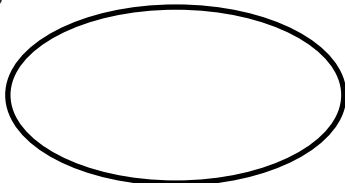
INCLUSIONS

- upstairs white bedroom furniture except the mattress and chair (desk, dresser, bed frame included)
- bed frames and mattresses in the two small bedrooms
- two mattresses in the basement
- outdoor table and chairs
- patio furniture and fridge in the screened in porch
- Dock
- Bbq
- outdoor chairs on the lower patien
- Balance of contents not listed under EXCLUSIONS below

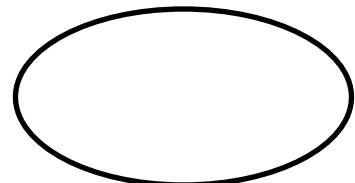
EXCLUSIONS

- one of the canoes
- the kayaks and the stands
- the paddle board
- lawn mower
- gardening tools and other tools in the shed
- queen size mattress in the upstairs bedroom
- two leather blue chairs
- the grey couch in the living room
- the bear lamp
- board games, personal items, some of the kitchen items
- gym equipment
- wooden dining chairs
- black muskoka chairs
- blue lounge chair on the dock
- wooden side tables
- books

**Bowrider boat on the dock is
For Sale privately**



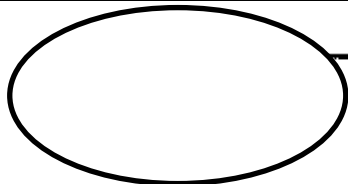
Seller's Initials



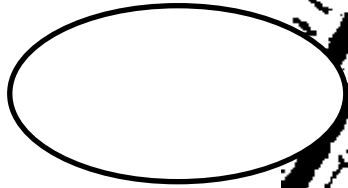
Buyers Initials

Schedule "D" - Survey

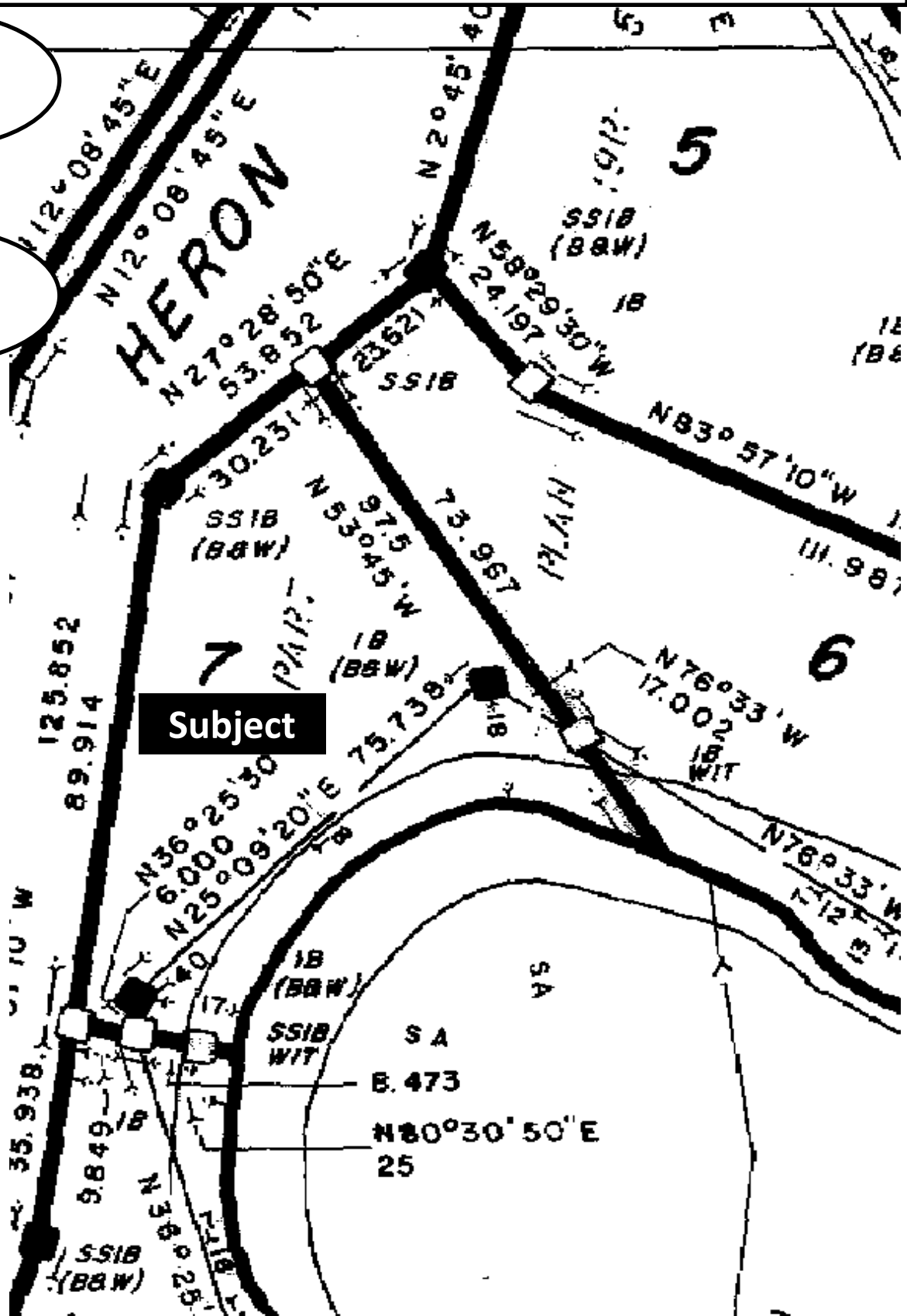
Lot 7, Plan 633, Guilford Township, Dysart et al



Buyers Initials



Seller's Initials



Subject

B. 473

N80°30'50"E
25

Sewage Installation Report

1775 Blue Heron Road, Redstone Lake



SEWAGE SYSTEM INSTALLATION REPORT

Screen
 GUY/13/99
 FILE NUMBER

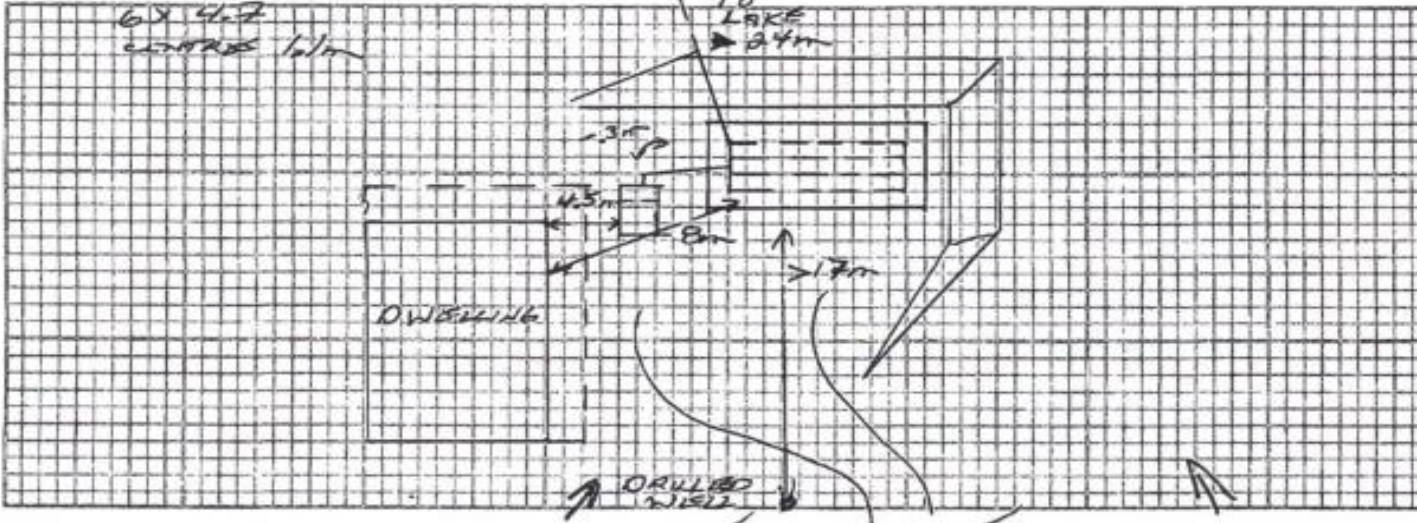
REPORT

DATE 99 SEPT 20

INSTALLED BY: MR MERRILL BARRY

Work authorized by Site Inspection Report for a sewage system has been satisfactorily completed and includes:

- Septic Tank/Holding Tank of working capacity of 2600 litres constructed of steel/concrete/breglass, Manufacturer BCP
 - Distribution Pipe Type PVC Absorption Trench System
 - Filter Bed System Filter Bed Area 28.2 sq. m. Contact Area 28.2 m.
 - Total 20 Linear Metres in 4 runs of 5 metres and fed by gravity Siphon or Pump
 - Size of System based on 3 bedrooms and/or 4 bathroom fixture units Commercial details _____
 - Area of Building: 1200 m²
 - Other FILE PROVIDED
- Actual location and orientation of components of sewage system are shown hereunder or as outlined on the Site Inspection Report For A Sewage System form



The following work remains to be completed: Backfill system and sod or seed Stabilize all sloped surfaces Finish grading to shed run-off and divert water around leaching bed Other PROVIDE 4:1 SLOPE ON FILL MATERIAL

INSTALLATION REPORT

Under the Building Code Act and regulations and subject to the limitations thereof, a permit is hereby issued to

BRUCEA REGINA ROAD

For the use and operation of the Class 4 Sewage System installed / Altered under Site Inspection Report # GUY/13/99

Such system being located on Lot 7 Conc _____ Plan 632 Sub. lot 34 Roll No. _____

Township / Municipality GUILFORD County HALIFAX Emergency # 911

Inspected and Recommended by [Signature]
 (Appointed Inspector - Part 8)

Date 99 SEPT 20 issued [Signature]
 (Designated Sewage Inspector - Part 8)

NOTE: No change can be made to any building(s) or structures in connection with which this sewage system is used, if the operation or effectiveness of the sewage system will be affected by the change, unless a Site Inspection Report is obtained.

Water Damage Explanation

1775 Blue Heron Road, Redstone Lake

The water leaked from the main floor vanity and the hose bibs in the basement. The leak was discovered within a day or two of it happening. Happened because the hydro went out, so there was no more heat in the cottage and a particularly cold day.

Water ran down the middle of the main floor. As a result, I took up all of the flooring and had a professional mold remediation company come in and check and dry the cottage.

Water also ran down the ceiling in the basement from the leaking pipes for the outdoor hose. I had the portions of the drywall that were wet removed and the mold remediation company dried the basement and also checked if any water was evident behind any of the walls. As of the end of the drying, there was no more moisture in the cottage.

Out of an abundance of caution, we started the demolition of the bathroom (which was not necessary and it is not likely that there would be any mold under the tiles on a heated floor, but just in case

There is some water damage on the floor in the kitchen area where the fridge used to be. That is very old. It was caused many years ago when the kids left the freezer open by accident and it thawed out.

The Remediation Company:

Paul Davis Recovery Reconstruction Restoration

<https://pauldavis.com/reconstruction-services/>

tel:(888) 244-9840

Other Information

1775 Blue Heron Road, Redstone Lake

- Propane Tank Rented from Budget Propane - \$200/year
- Propane Heating Costs – Approximately \$2,500 annually
- Hydro Costs – Approximately \$2,500 annually
- High Speed Internet is through Explornet
- Cell Service on site
- Furnace and HWT are new
- Driveway is not plowed in winter, they park at the top and walk down to the cottage

MNR Satellite Map

1775 Blue Heron Road, Redstone Lake



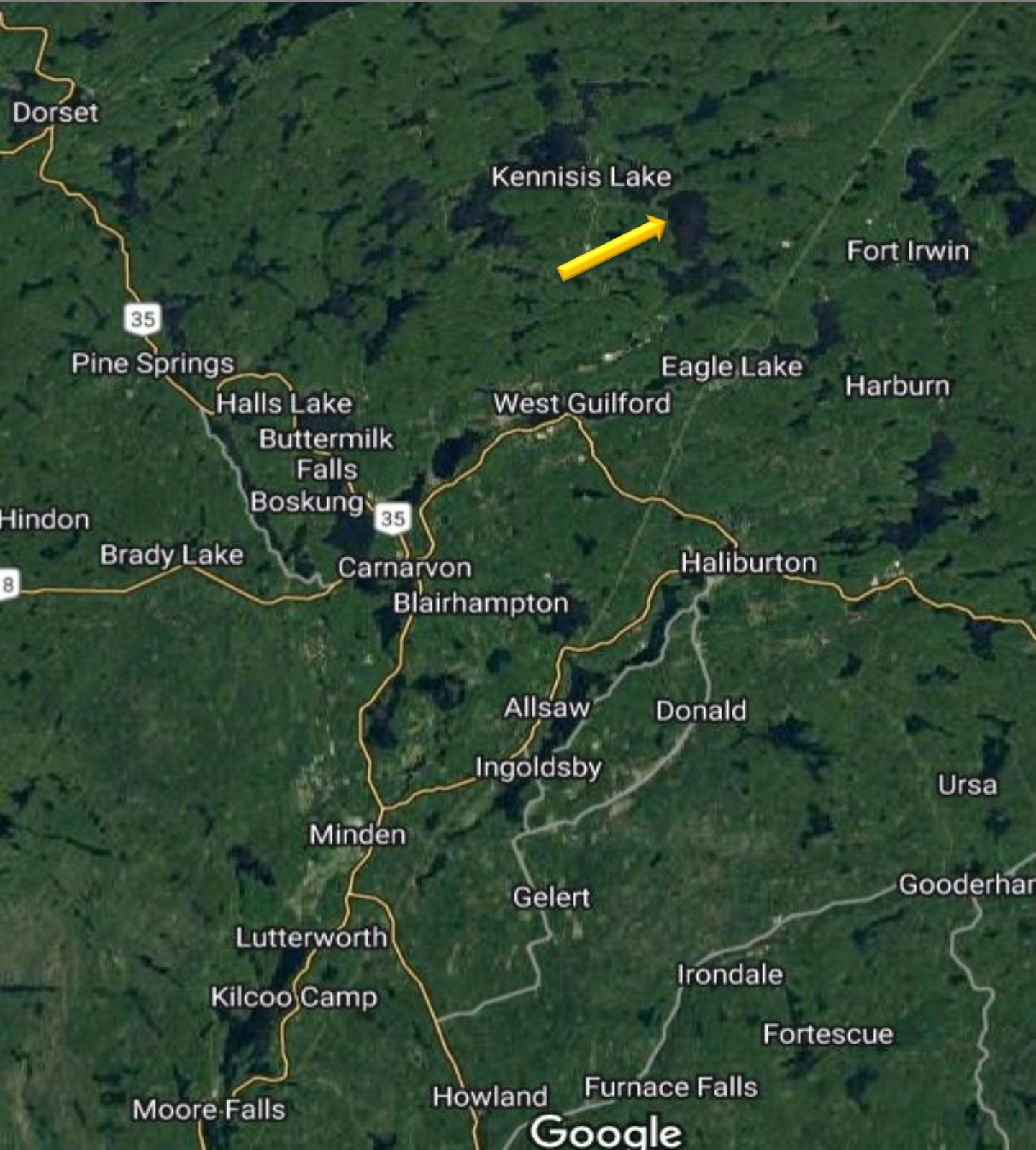
Lake Location Map

1775 Blue Heron Road, Redstone Lake



Location in Central Ontario

1775 Blue Heron Road, Redstone Lake



Location From GTA

1775 Blue Heron Road, Redstone Lake

